

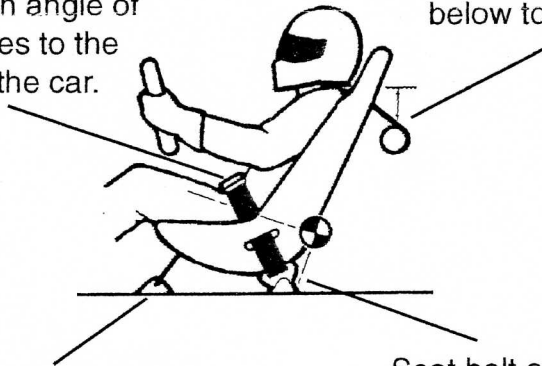
5 POINT DRIVER RESTRAINT INSTALLATION INSTRUCTIONS

PLEASE READ ALL INSTRUCTIONS BEFORE INSTALLING

These Lap Belts, Shoulder Harnesses, and Antisubmarine belt meet or exceed the revised SFI 16-1 Specification. Useful life of webbing should not exceed 2 years and is recommended that they be replaced at or before that time. If involved in an accident, or the webbing shows wear or abuse, it should be returned to the manufacturer for inspection or replacement if needed. All hardware on Lap Belts, Antisubmarine belts, and Shoulder Harness are not to be welded on, bent, or straightened as this will cause fracture.

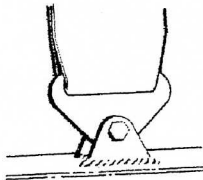
Seat belts anchored
apart, the width of the
driver, at an angle of
45 degrees to the
floor of the car.

Anchor shoulder
straps at a point 4"
below top of shoulder.

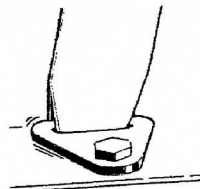


Antisubmarine belt should
be anchored behind chest
line.

Seat belt anchor should
be positioned 2-1/2"
forward of the drivers
extended back line.



RIGHT



WRONG

Mounting brackets should be installed at an angle that is compatible with the direction of pull on the webbing under full load.

Minimum specification for bolts and washers to attach the seat belts, harnesses and antisubmarine belt hardware are 7/16" diameter SAE thread Grade 8.

WARNING

**THIS ARTICLE IS SOLD WITHOUT WARRANTY, EXPRESSED OR IMPLIED.
NO WARRANTY OR REPRESENTATION IS MADE AS TO THE PRODUCT'S
ABILITY TO PROTECT THE USER FROM ANY INJURY OR DEATH. THE USER
ASSUMES THAT RISK.**